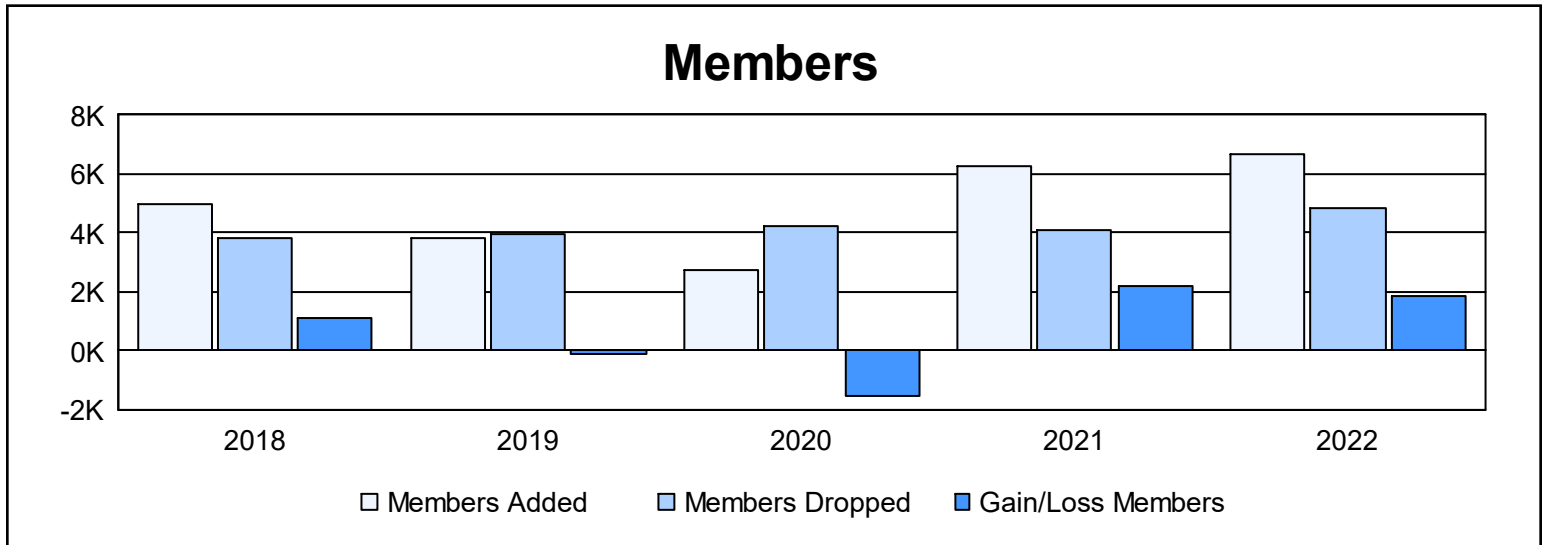
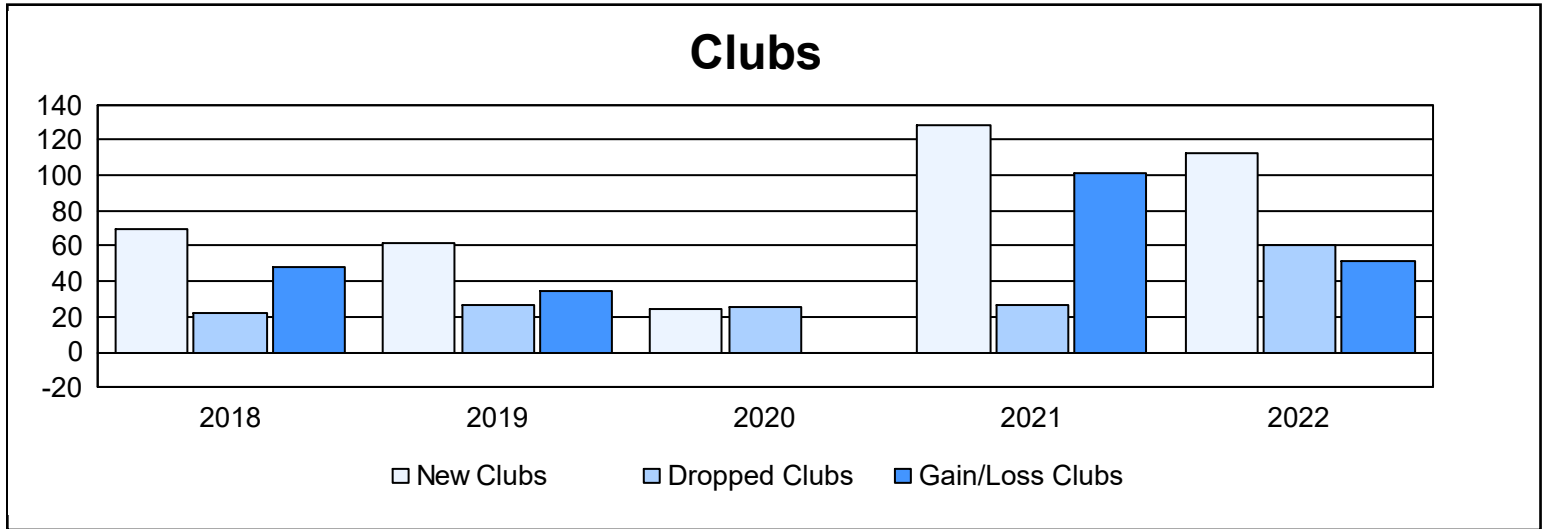
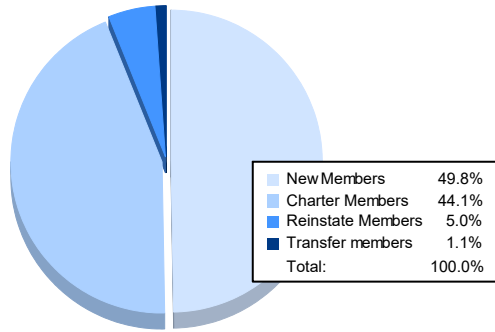


Year	New Clubs	Dropped Clubs	Gain/ Loss Clubs	New Members	Charter Members	Reinstate Members	Transfer Members	Total Member Added	Total Members Dropped	Gain/ Loss Members
2017-2018	70	22	48	3,071	1,648	201	41	4,961	3,832	1,129
2018-2019	62	27	35	1,718	1,672	394	41	3,825	3,936	-111
2019-2020	24	25	-1	1,280	1,008	209	213	2,710	4,227	-1,517
2020-2021	128	27	101	2,735	3,225	245	75	6,280	4,073	2,207
2021-2022	113	61	52	3,336	2,957	333	72	6,698	4,873	1,825
Average	79	32	47	2,428	2,102	276	88	4,895	4,188	707



Membership Composition June 2022 Cumulative



Gender Composition June 2022 Cumulative

